

# Product catalogue painted





# Electric pallet stacker

SBE/S 90 Capacity 1600kg

Walsted Truck A/S

*Flexible solutions*

- Two wheel drive
- Power steering
- With or without side guards / stand-in
- With or without stand-on platform
- Can also be supplied in stainless versions

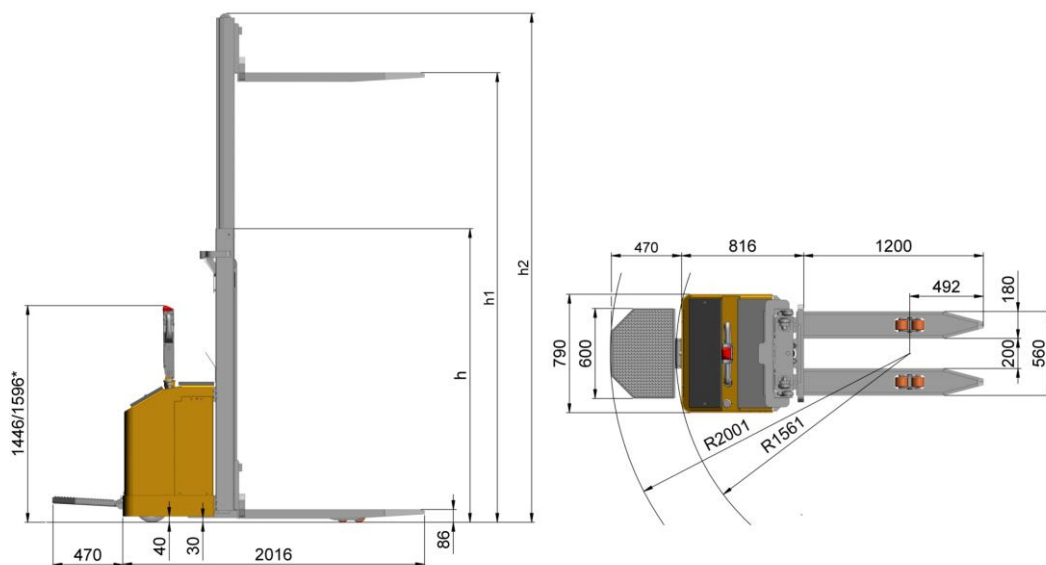


# SBE/S 90 Specifications

Type			SBE/S 90
Capacity	Q Load , Loadcenter 600 mm	kg	1600
Power type	Electric ( battery )		Battery
Type of steering	Electric power steering		
Fork wheels	Numbers / type P = Polyurethane		(4x) P
Driving wheels	Numbers / type V = Vulkollan		(2x) V
Turning radius	Wa (without platform)	mm	1561
Turning radius	Wa (with platform)	mm	2001
Aisle width	AST with pallet 800 x 1200 (without platform)	mm	2253
Aisle width	AST with pallet 800 x 1200 (with platform)	mm	2693
Speed	Driving speed without/with load	km/h	6/5,4- (11,5/8,5**)
Grade ability	Without/with load	%	10/10
Weight	Without battery	kg	950
Brakes	Type		Electric
Battery	Acid, 265kg	V/Ah	24/344
	GEL, 250 kg	V/Ah	24/284
	Lithium-Ion, 265 kg	V/Ah	24/200
Electric motor	Drive motor power/S2 min.	KW/min.	2x1,5/60
	Pump motor power/S3	KW/%.	3/-
Speed control	Type		Step less
Lifting / lowering control	Electric		Step less

\*\* With side-guards

Masttype	h = Building height, mast (mm)	h1 = lift (mm)	h2 = Building height by max lift (mm)	Free lift (mm)	Capacity by 600mm L/C (kg)
<b>Simplex</b>	2370	2000	2395	1975	1600
<b>Duplex</b>	2210	3500	3895	186	1000
	1960	3000	3395	186	1250
	1710	2500	2895	186	1600
	1460	2000	2395	186	1600



These specifications are subject to change without notice

\*without platform

# Electric pallet stacker

SBE/S 90 FF capacity 1600kg

Walsted Truck A/S

*Flexible solutions*

- Two wheel drive
- Power steering
- With or without side guards / stand-in
- With or without stand-on platform
- Can also be supplied in stainless versions



# SBE/S 90 FF Specifications

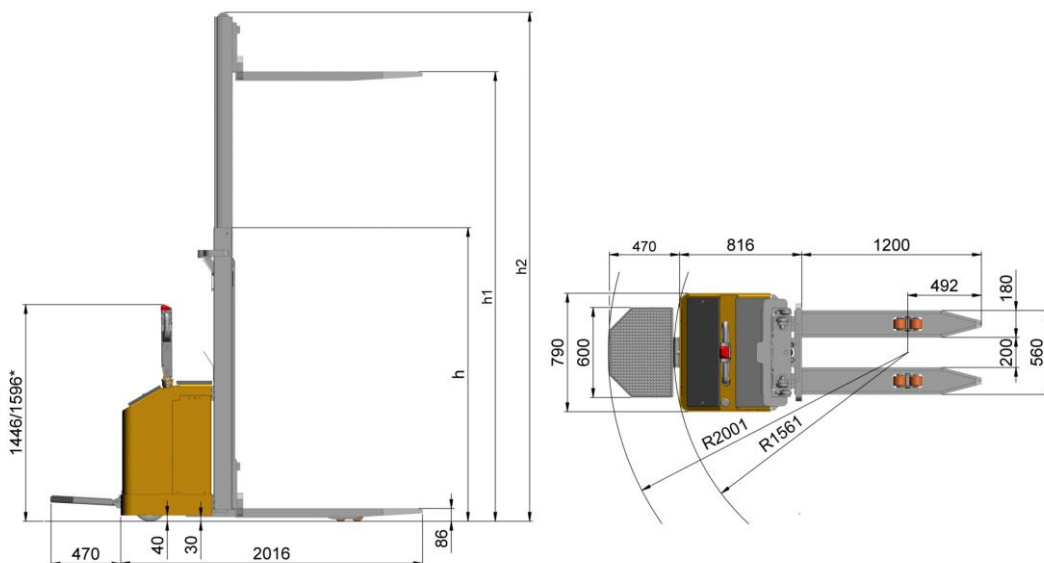
**Walsted Truck A/S**

*Flexible solutions*

Type			SBE/S 90 FF
Capacity	Q Load , Loadcenter 600 mm	kg	1600
Power type	Electric ( battery )		Battery
Type of steering	Electric power steering		
Fork wheels	Numbers / type P = Polyurethane		(4x) P
Driving wheels	Numbers / type V = Vulkollan		(2x) V
Turning radius	Wa (without platform)	mm	1561
Turning radius	Wa (with platform)	mm	2001
Aisle width	AST with pallet 800 x 1200 (without platform)	mm	2253
Aisle width	AST with pallet 800 x 1200 (with platform)	mm	2693
Speed	Driving speed without/with load	km/h	6/5,4- (11,5/8,5**)
Grade ability	Without/with load	%	10/10
Weight	Without battery	kg	950
Brakes	Type		Electric
Battery	Acid, 265kg	V/Ah	24/344
	GEL, 250 kg	V/Ah	24/284
	Lithium-Ion, 265 kg	V/Ah	24/200
Electric motor	Drive motor power/S2 min.	KW/min.	2x1,5/60
	Pump motor power/S3	KW/%.	3/-
Speed control	Type		Step less
Lifting / lowering control	Electric		Step less

\*\* With side-guards

Masttype	h = Building height, mast (mm)	h1 = lift (mm)	h2 = Building height by max lift (mm)	Free lift (mm)	Capacity by 600mm L/C (kg)
<b>Duplex</b>	2235	3500	3895	1840	1000
	1985	3000	3395	1590	1250
	1735	2500	2895	1340	1600
	1485	2000	2395	1090	1600



These specifications are subject to change without notice  
\*without platform

# Electric pallet stacker

SBE/S 80 Capacity 1600kg

Walsted Truck A/S

*Flexible solutions*

- Two wheel drive
- Power steering
- With or without side guards / stand-in
- With or without stand-on platform
- Can also be supplied in stainless versions

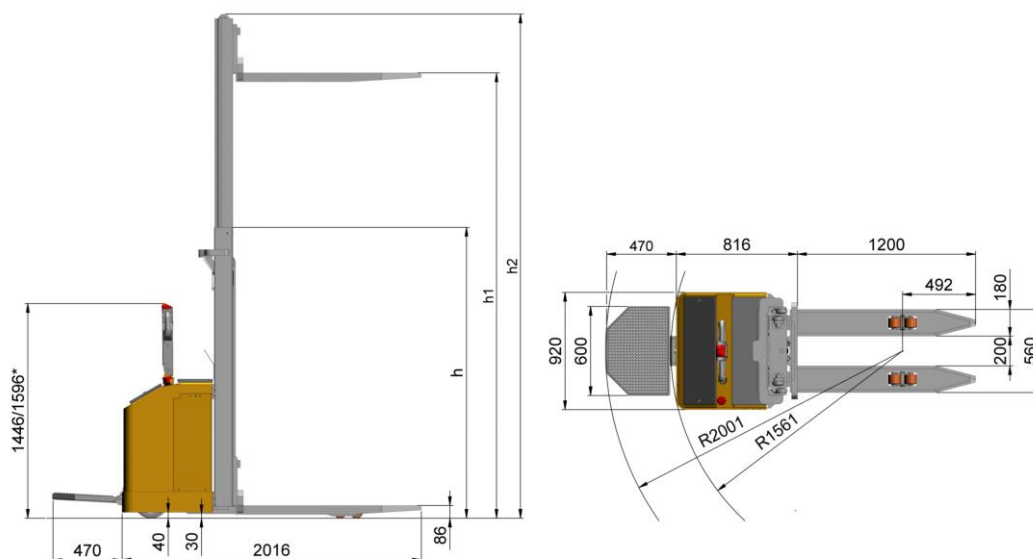


# SBE/S 80 Specifications

Type			SBE/S 80
Capacity	Q Load , Loadcenter 600 mm	kg	1600
Power type	Electric ( battery )		Battery
Type of steering	Electric power steering		
Fork wheels	Numbers / type P = Polyurethane		(2 or 4x) P
Driving wheels	Numbers / type V = Vulkollan		(2x) V
Turning radius	Wa (without platform)	mm	1570
Turning radius	Wa (with platform)	mm	2001
Aisle width	AST with pallet 800 x 1200 (without platform)	mm	2260
Aisle width	AST with pallet 800 x 1200 (with platform)	mm	2700
Speed	Driving speed without/with load	km/h	6/5,4-(11,5/8,5**)
Grade ability	Without/with load	%	10/10
Weight	Without battery	kg	950
Brakes	Type		Electric
Battery	Acid, 265 kg	V/Ah	24/344
	GEL, 250 kg	V/Ah	24/284
	Lithium-Ion, 265 kg	V/Ah	24/200
Electric motor	Drive motor power/S2 min.	KW/min.	2x1,5/60
	Pump motor power/S3	KW/%.	3/-
Speed control	Type		Step less
Lifting / lowering control	Electric		Step less

\*\* With side-guards

Masttype	h =Building-height, mast (mm)	h1 = lift (mm)	h2=Building height by max lift (mm)	Free lift (mm)	Capacity by 600mm L/C (kg)
<b>Simplex</b>	2370	2000	2395	1975	1600
<b>Duplex</b>	2460	4000	4395	186	800
	2210	3500	3895	186	1000
	1960	3000	3395	186	1250
	1710	2500	2895	186	1600
	1460	2000	2395	186	1600



These specifications are subject to change without notice

\*without platform



# Electric pallet stacker

SBE/SI 92 Capacity 1600kg

Walsted Truck A/S

*Flexible solutions*

- Two wheel drive
- Power steering
- With or without side guards / stand-in
- With or without stand-on platform
- Can also be supplied in stainless versions



# SBE/SI 92 Specifications

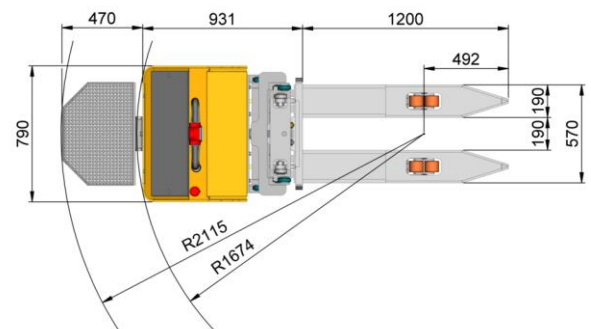
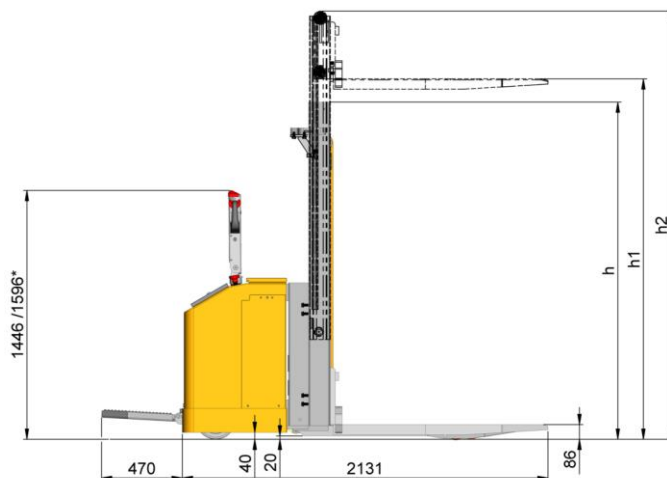
Walsted Truck A/S

Flexible solutions

Type			SBE/SI 92
Max lifting load	Total load on forks + Basis lift	kg	2000
Capacity, forks	Q load by 600mm Loadcenter	kg	1600
Capacity, basis lift		kg	2000
Lifting height, basis lift	Up to 2500mm lift	mm	200
Power type	Electric (battery)		Battery
Type of steering	Electric power steering		
Fork wheels	Numbers / type P = Polyurethane		(4x) P
Driving wheels	Numbers / type V = Vulkollan		(2x) V
Turning radius	Wa (without platform)	mm	1674
Turning radius	Wa (with platform)	mm	2115
Aisle width	AST with pallet 800 x 1200 (without platform)	mm	2366
Aisle width	AST with pallet 800 x 1200 (with platform)	mm	2807
Speed	Driving speed without/with load	km/h	6/5,4-(11,5/8,5**)
Grade ability	Without/with load	%	10/10
Weight	Without battery	kg	1150
Brakes	Type		Electric
Battery	Acid, 265 kg	V/Ah	24/344
	GEL, 250 kg	V/Ah	24/284
	Lithium-Ion, 265 kg	V/Ah	24/200
Electric motors	Drive motor power/S2 min.	KW/min.	2x1,5/60
	Pump motor power/S3	KW/%.	3/-
Speed control			Step less
Lifting / lowering control	Electric		Step less

\*\* With side-guards

Masttype	h = Building height (mm)	h1 = lift (mm)	h2 = Building height by max lift (mm)	Free lift (mm)	Capacity by 600mm L/C(kg)
<b>Simplex</b>	2370	2000	2395	1975	1600
<b>Duplex</b>	2210	3500	3895	186	1000
	1960	3000	3395	186	1250
	1710	2500	2895	186	1600
	1460	2000	2395	186	1600



\*Without platform

These specifications are subject to change without notice

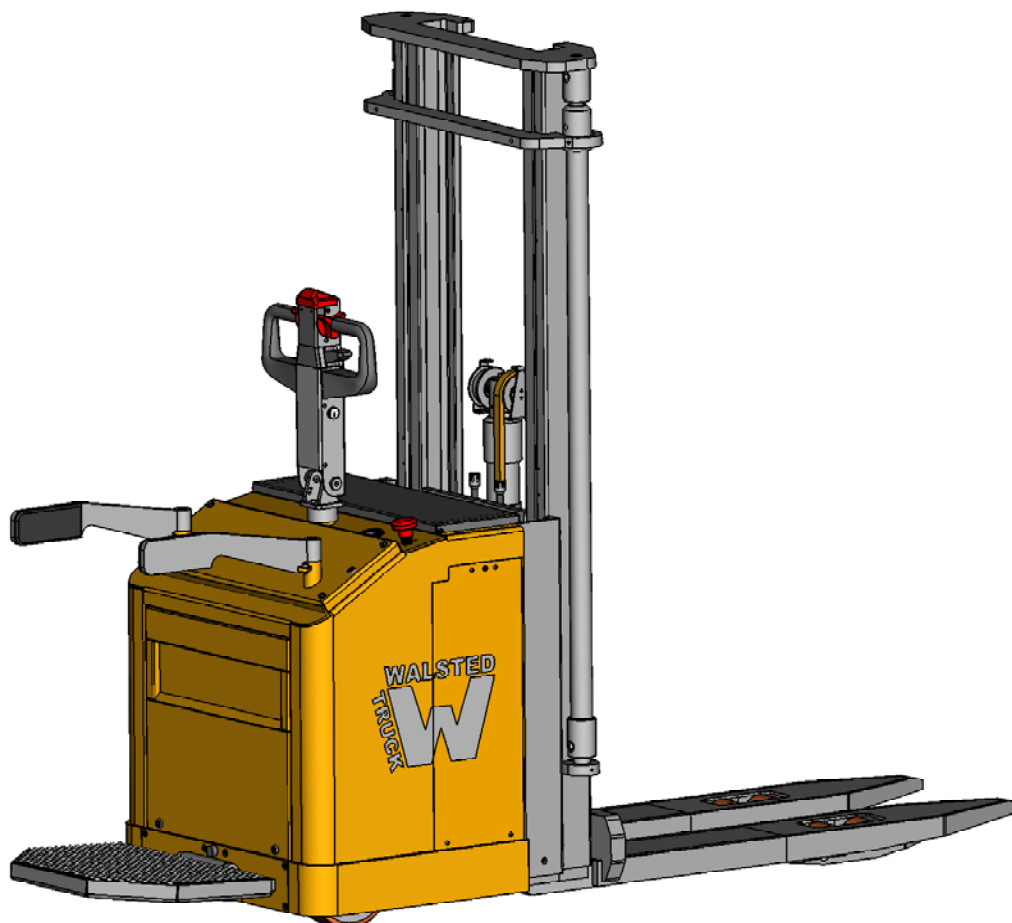
# Electric pallet stacker

SBE/SI 92 FF Capacity 1600kg  
With side guards

Walsted Truck A/S

*Flexible solutions*

- Two wheel drive
- Power steering
- With or without side guards / stand-in
- With or without stand-on platform
- Can also be supplied in stainless versions



# SBE/SI 92 FF Specifications

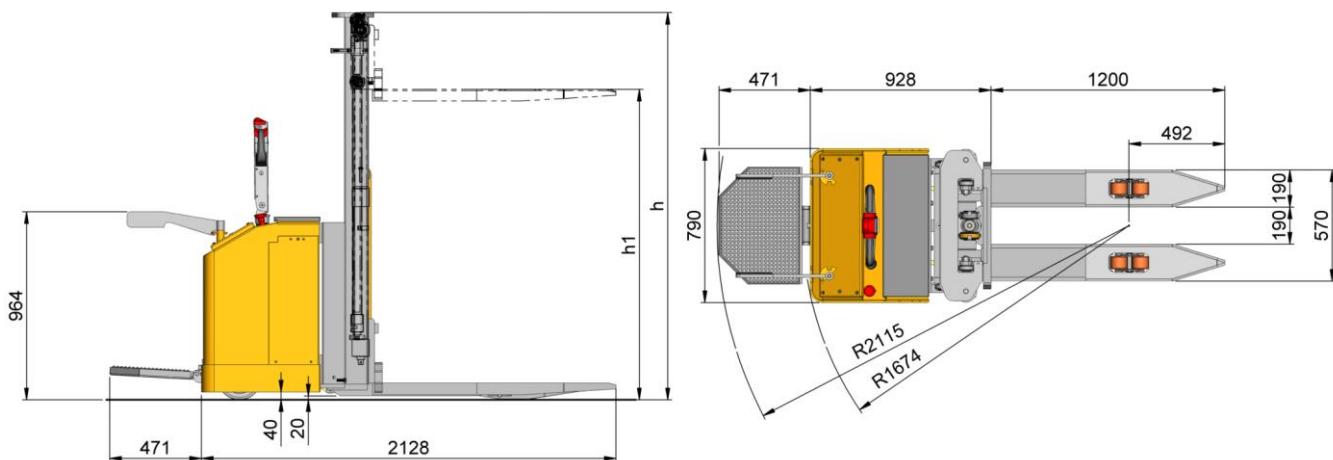
Walsted Truck A/S

Flexible solutions

Type			SBE/SI 92 FF
Max lifting load	Total load on forks + Basis lift	kg	2000
Capacity, forks	Q load by 600mm Loadcenter	kg	1600
Capacity, basis lift		kg	2000
Lifting height, basis lift	Up to 2500mm lift	mm	200
Power type	Electric (battery)		Battery
Type of steering	Electric power steering		
Fork wheels	Numbers / type P = Polyurethane		(4x) P
Driving wheels	Numbers / type V = Vulkollan		(2x) V
Turning radius	Wa (without platform)	mm	1674
Turning radius	Wa (with platform)	mm	2115
Aisle width	AST with pallet 800 x 1200 (without platform)	mm	2366
Aisle width	AST with pallet 800 x 1200 (with platform)	mm	2807
Speed	Driving speed without/with load	km/h	6/5,4-(11,5/8,5**)
Grade ability	Without/with load	%	10/10
Weight	Without battery	kg	1150
Brakes	Type		Electric
Battery	Acid, 265 kg	V/Ah	24/344
	GEL, 250 kg	V/Ah	24/284
	Lithium-Ion, 265 kg	V/Ah	24/200
Electric motors	Drive motor power/S2 min.	KW/min.	2x1,5/60
	Pump motor power/S3	KW/%.	3/-
Speed control			Step less
Lifting / lowering control	Electric		Step less

\*\* With side-guards

Masttype	h = Building height (mm)	h1 = lift (mm)	h2 = Building height by max lift (mm)	Free lift (mm)	Capacity by 600mm L/C(kg)
Duplex	2235	3500	3895	1840	1000
	1985	3000	3395	1590	1250
	1735	2500	2895	1340	1600
	1485	2000	2395	1090	1600



\*Without platform

These specifications are subject to change without notice

# Electric pallet truck

EHL 95 Capacity 2500kg

Walsted Truck A/S

*Flexible solutions*

- Two wheel drive
- Power steering
- With or without side guards / stand-in
- With or without stand-on platform
- Can also be supplied in stainless versions



# EHL 95 Specifications.

**Walsted Truck A/S**

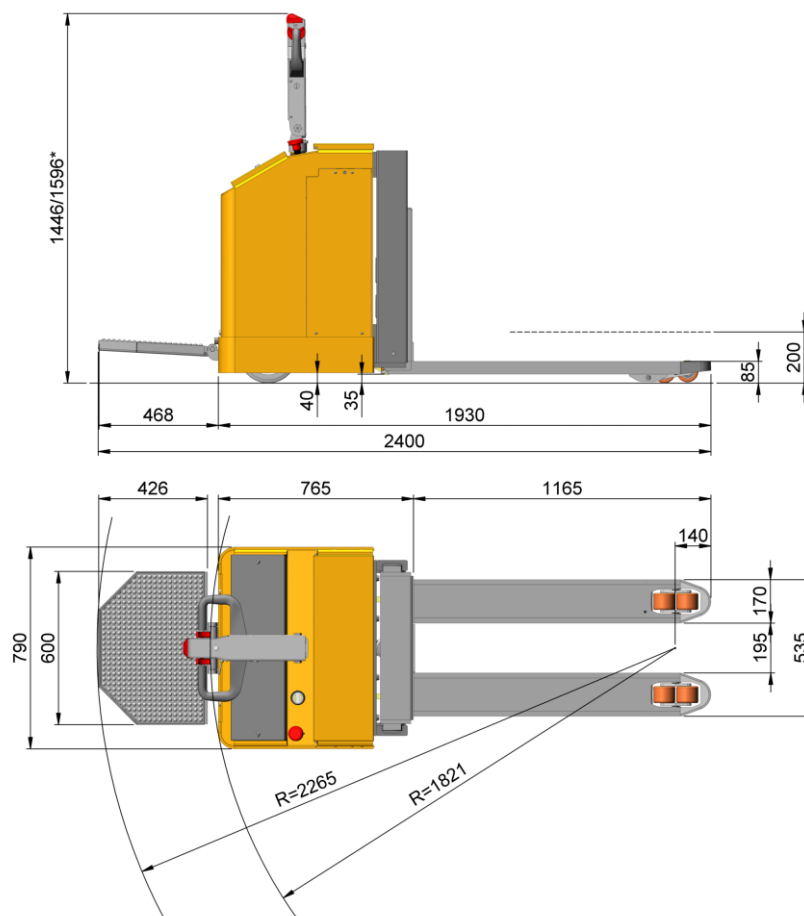
*Flexible solutions*

Type			EHL 95
Capacity	Q Load	kg	2500
Power type	Electric (battery)		Battery
Control type	Electric power steering		Walking/standing
Tyre equipment	Number / P = Polyurethane (single or bogie)		(2 or 4x) P
Wheels	Number / type V = Vulkollan		(2x) V
Turning radius	Wa (without platform)	mm	1821
Turning radius	Wa (with platform)	mm	2265
Aisle width	AST For pallet 800x1200(without platform)mm		2198
Aisle width	AST For pallet 800x1200 (with platform) mm		2640
Speeds	Driving speed without/with load		km/h 6/5,4-(11,5/8,5**)
Gardability	Without/with load		% 10/10
Weight	Excl. battery		kg 600
Brakes	Type		Electric
Parking brake	Type		Electric
Battery	Acid, 265 kg		V/Ah 24/344
	GEL, 250 kg		V/Ah 24/284
	Lithium-Ion, 265 kg		V/Ah 24/200
Drive motor	Drive motor power /S2 min.		KW/min. 2x1,5/60
	Pump motor power/S3		KW/%. 2,2/-
Speed control			Variable

These specifications are subject to change without notice

\*\* With side guards

\*Without platform



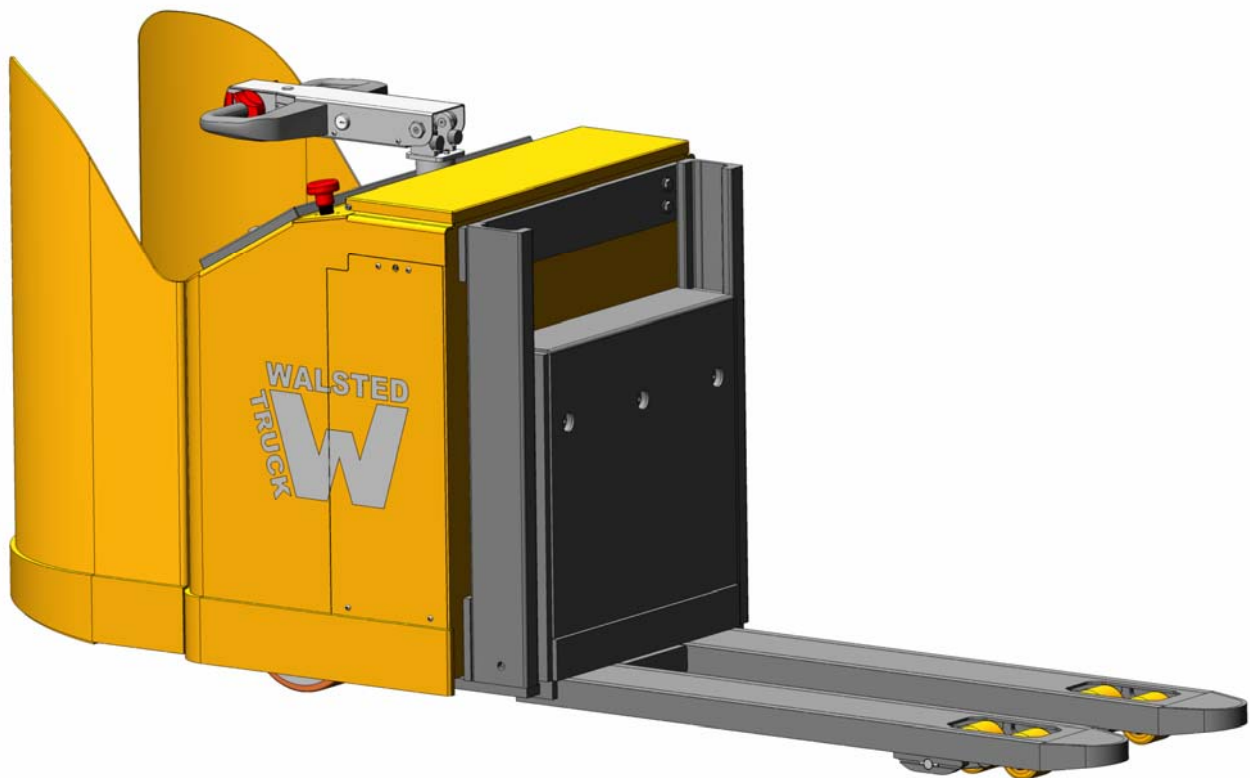
# Electric pallet truck

EHL 95 S Capacity 2500kg  
Stand in

Walsted Truck A/S

*Flexible solutions*

- Two wheel drive
- Power steering
- Can also be supplied in stainless versions



# EHL 95 S Specifications

Stand-in

**Walsted** Truck A/S

Flexible solutions

Type			EHL 95
Capacity	Q Load	kg	2500
Power type	Electric (battery)		Battery
Control type	Electric power steering		Walking/standing
Tyre equipment	Number / P = Polyurethane (single or bogie)		(2 or 4x) P
Wheels	Number / type V = Vulkollan		(2x) V
Turning radius	Wa (without platform)	mm	2342
Aisle width	AST For pallet 800 x 1200	mm	2740
Speeds	Driving speed without/with load		km/h 11,5/8,5
Gardability	Without/with load		% 10/10
Weight	Excl. battery		kg 600
Brakes	Type		Electric
Parking brake	Type		Electric
Battery	Acid, 265 kg	V/Ah	24/344
	GEL, 250 kg	V/Ah	24/284
	Lithium-Ion, 265 kg	V/Ah	24/200
Drive motor	Drive motor power /S2 min.		KW/min. 2x1,5/60
	Pump motor power/S3		KW/%. 2,2/-
Speed control			Variable

These specifications are subject to change without notice.

